

GAF Series Filter



Symbol



Product feature

1. Unique diversion structure spins the air flowing through to effectively separate the liquid from the air and reliably filter the solid grain.
2. It has low pressure loss, high efficiency in separating water and large drain bowl capacity.
3. Filtering grade includes 5 μ m and 40 μ m (Optional).
4. Three drain types are available: manual drain, semi-auto drain and automatic drain.
5. Two drain types are available: semi-auto drain and automatic drain.
6. Three material of bowl are available: PC, Nylon and metal.
7. The bracket can be selected for installation.

Specification

Model	GAF200-06	GAF200-08	GAF300-08	GAF300-10	GAF300-15	GAF400-10	GAF400-15	GAF500-20	GAF600-20	GAF600-25
Fluid	Air									
Port size [Note1]	1/8"	1/4"	1/4"	3/8"	1/2"	3/8"	1/2"	3/4"	3/4"	1"
Filtering grade	40 μ m or 5 μ m									
Pressure range	0.15~0.9MPa(20~130psi)									
Proof pressure	1.5MPa(215psi)									
Temperature range	-5~70°C(Unfreeze)									
Capacity of drain bowl	25CC		60CC		100CC		108CC		205CC	
Weight	200g		360g		640g		680g		1040g	

[Note1] PT thread, G thread and NPT thread are available.

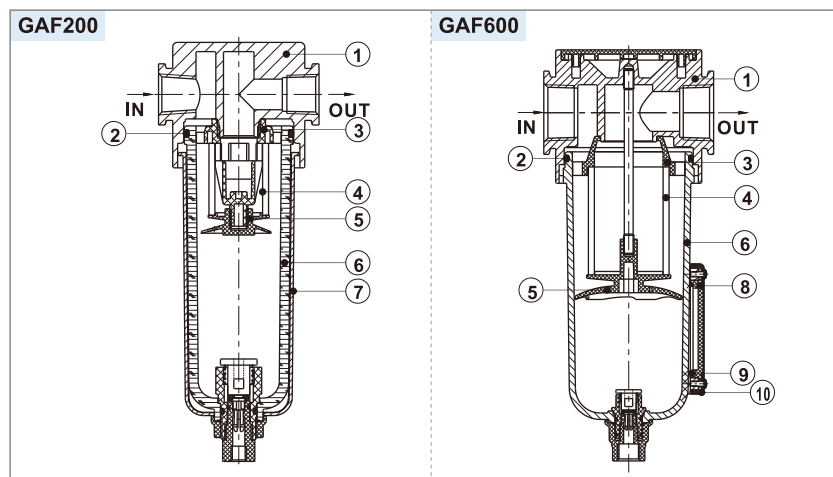
Ordering code

GAF 300 □ 10 □ □ W G



① Model	② Bowl material	③ Port size	④ Drain type	⑤ Accessories	⑥ Filtering grade	⑦ Thread type
GAF200:GA200 Series Filter	Blank : PC bowl C: Metal bowl N: Nylon bowl	06: 1/8" 08: 1/4"	Blank: Semi-auto drain +Manual drain A: Automatic drain	Blank: Bracket J: No bracket	Blank: 40 μ m W: 5 μ m	Blank: PT G: G T: NPT
GAF300:GA300 Series Filter		08: 1/4" 10: 3/8" 15: 1/2"				
GAF400:GA400 Series Filter		10: 3/8" 15: 1/2"				
GAF500:GA500 Series Filter		20: 3/4"				
GAF600:GA600 Series Filter		20: 3/4" 25: 1"				

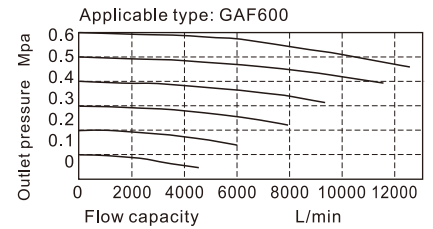
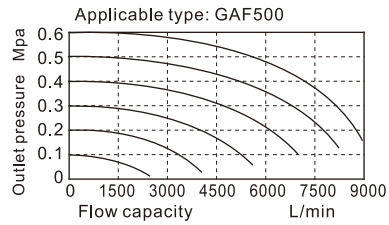
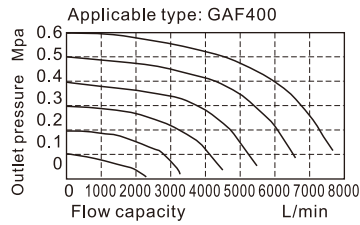
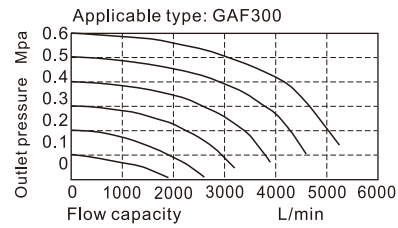
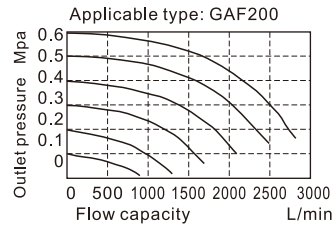
Inner structure



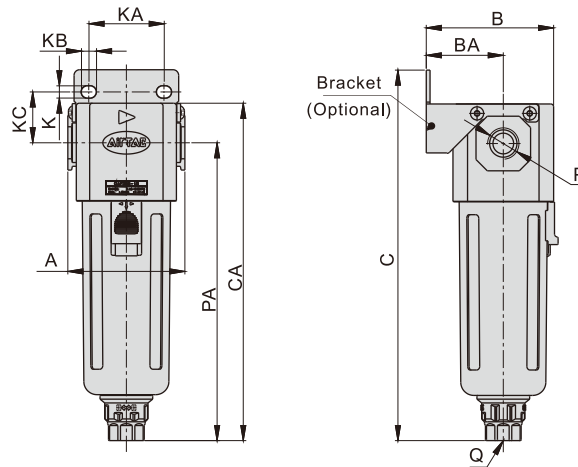
No.	Item	Material
1	Body	Aluminum alloy
2	O-ring	NBR
3	Air guide	High viscosity POM
4	Filter core	HDPE
5	Umbrella baffle	High viscosity POM
6	Drain bowl	Aluminum alloy\PC\Nylon
7	Meter cover	SPCC
8	Liquid meter inside cover	PC
9	Liquid meter seal	NBR
10	Liquid meter cover	SPCC

GAF Series Filter

Flow chart



Dimensions



Model\Item	A	B	BA	C	CA	K	KA	KB	KC	P	PA	Q
GAF200-06	52.5	54.5	33	150	137	5.4	27	8.4	23	1/8"	120	M5X0.8
GAF200-08	52.5	54.5	33	150	137	5.4	27	8.4	23	1/4"	120	M5X0.8
GAF300-08	62.5	67.5	41	197	179	6.5	40	8	27	1/4"	158	G1/4
GAF300-10	62.5	67.5	41	197	179	6.5	40	8	27	3/8"	158	G1/4
GAF300-15	62.5	67.5	41	197	179	6.5	40	8	27	1/2"	158	G1/4
GAF400-10	80	84	50	220	202.5	8.5	55	11	33.5	3/8"	177.5	G1/4
GAF400-15	80	84	50	220	202.5	8.5	55	11	33.5	1/2"	177.5	G1/4
GAF500-20	82	85	50	234	216.5	8.5	55	11	33.5	3/4"	191.5	G1/4
GAF600-20	100	113	70	266	242	11	66	13	50	3/4"	205	G1/4
GAF600-25	100	113	70	266	242	11	66	13	50	1"	205	G1/4