

Accessories——Silencers(Stainless steel)

BSL, BSLM, BESL series

Ordering code

BSL 01 - S

① ② ③

① Silencer Type	② Thread connection	③ Material
BSL: Universal silencer BSLM: Mini Silencer BESL: Throttling silencer	M5: M5X0.8 01: 1/8" 02: 1/4" 03: 3/8" 04: 1/2"	S: SUS304

Product feature

1. Stainless steel 304 material can be used in prohibiting copper condition.
2. This silencers have excellent noise silencing performance.
3. The installation of the silencer is simple and convenient, and the connecting portion is reliable and durable.
4. It is easy to adjust the exhaust flow of the throttling type silencer.

Configuration table of tubing thread

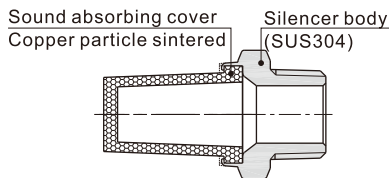
Product series	Thread connection				
	M5	01	02	03	04
BSL	●	●	●	●	●
BSLM	●	●	●	●	●
BESL		●	●	●	●

Specification

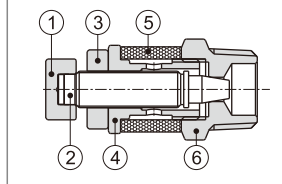
Model	BSLM5	BSL01	BSL02	BSL03	BSL04	BSLMM5	BSLM01	BSLM02	BSLM03	BSLM04	BESL01	BESL02	BESL03	BESL04
Thread connection	M5×0.8	1/8"	1/4"	3/8"	1/2"	M5×0.8	1/8"	1/4"	3/8"	1/2"	1/8"	1/4"	3/8"	1/2"
Silencing effect(dB)(0.5MPa)	15	20	20	20	20	15	20	20	20	20	20	20	20	20
Operating pressure	0~10kgf/cm ² (0~1.0MPa)													
Negative pressure	-750mmHg(10Torr)													
Proof pressure	1.5MPa													
Temperature range	-20~70℃													

Inner structure

BSL Series



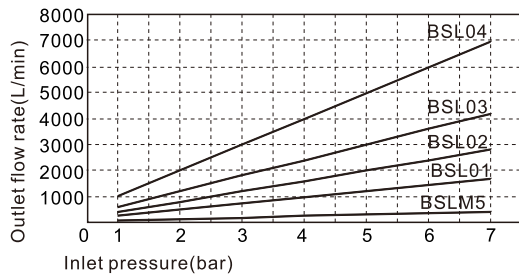
BESL Series



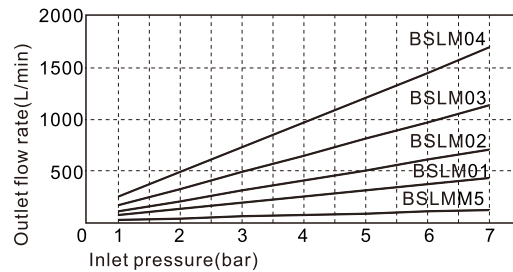
NO.	Name	Material
1	Adjusting cap	Aluminum alloy
2	Throttling column	Aluminum alloy
3	Locking cap	Aluminum alloy
4	Locking ring	Aluminum alloy
5	Silencer ring	Copper particle sintered
6	Silencer body	SUS304

Flowrate characteristic

BSL Series



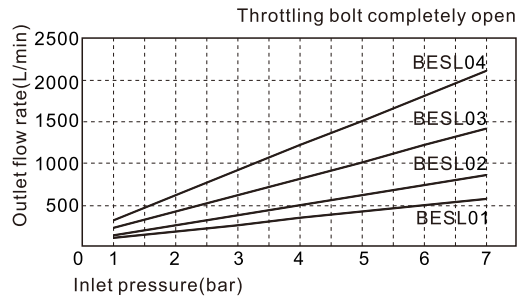
BSLM Series



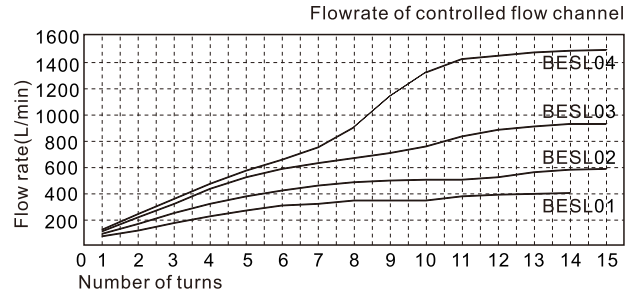
BSL, BSLM, BESL series

Flowrate characteristic

BESL Series (Inlet pressure and outlet flow rate)

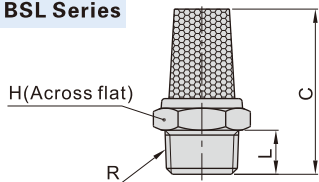


BESL Series



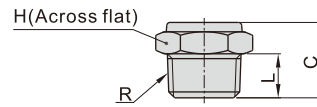
Dimensions

BSL Series



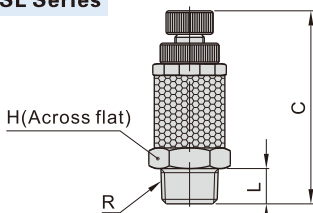
Model\Item	R	L	C	H	Weight(g)
BSLM5	M5×0.8	3.5	19.5	8	2.5
BSL01	1/8"	6	24	12	7
BSL02	1/4"	8	30	15	14
BSL03	3/8"	9	38.5	19	24.5
BSL04	1/2"	10.5	46	22	37.5

BSLM Series



Model\Item	R	L	C	H	Weight(g)
BSLMM5	M5×0.8	3.5	9.5	8	2.5
BSLM01	1/8"	6	11	12	5
BSLM02	1/4"	8	13.5	15	9
BSLM03	3/8"	9	15.5	19	15
BSLM04	1/2"	10.5	19	22	25.5

BESL Series



Model\Item	R	L	C		H	Weight(g)
			max	min		
BESL01	1/8"	6	40.5	33	12	11.5
BESL02	1/4"	8	42.5	35	14	17
BESL03	3/8"	9	49	41.5	17	30
BESL04	1/2"	10.5	59.5	52	24	66