

Push-pull valve(5/2way)

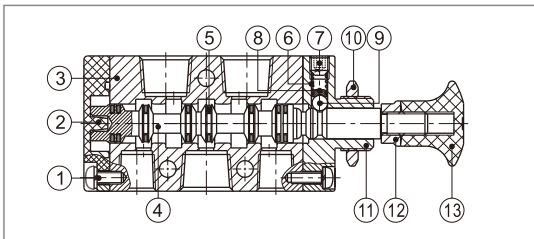
4L Series



Symbol



Inner structure



No.	Item	No.	Item	No.	Item
1	Round head screw	6	Spring	11	Top cover
2	Bottom cover	7	Stop screw	12	Safety nut
3	Body	8	Spring holder	13	Hand grip
4	Spool	9	Steel ball		
5	O-ring	10	Hexagon nut		

Specification

Model	4L110-06	4L210-06	4L210-08	4L310-08	4L310-10
Fluid	Air (to be filtered by 40 μm filter element)				
Operating	Manual control direct acting type				
Port size[Note1]	1/8"		1/4"		3/8"
Orifice size(Cv) [Note3]	10.2mm ² (Cv=0.6)	4L210-08:17.0mm ² (Cv=1.0)		4L310-10:28.0mm ² (Cv=1.65)	
Valve type	5/2 Way				
Lubrication [Note2]	Not required				
Pressure range	0~1.0MPa(0~145psi)				
Proof pressure	1.5MPa(215psi)				
Temperature	-20~70°C				
Material of body	Aluminum alloy				

[Note1] PT thread, G thread and NPT thread are available;

[Note2] Once lubricated air is used, continue with same medium to optimise valve life span.

It is suggested to use ISO VG32 lubricant or the oil with the same grade.

[Note3] Equivalent orifice S and Cv are all calculated from the flow rate data.

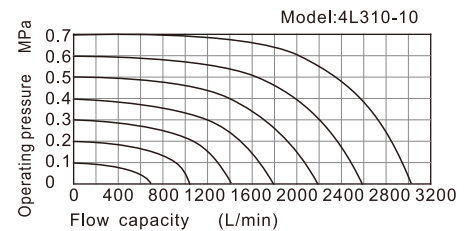
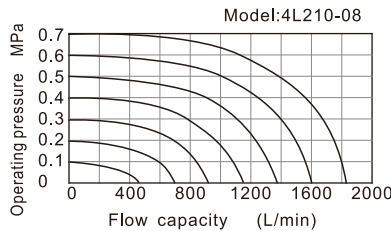
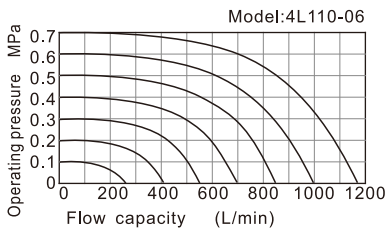
Ordering code

4L 2 10 08 □

① ② ③ ④ ⑤

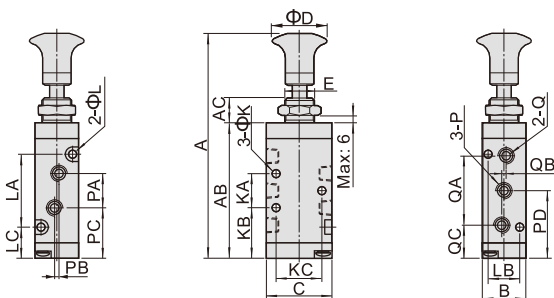
① Model	② Code	③ Valve type	④ Port size	⑤ Thread type
4L: 5 port 2 position push-pull valve	1: 100 Series	10: 2 position	06: 1/8"	Blank: PT G: G T: NPT
	2: 200 Series		06: 1/8"	
	3: 300 Series		08: 1/4"	
			08: 1/4"	
			10: 3/8"	

Flow chart



The data in flow rate chart are obtained from AirTAC lab.

Dimensions



Item\Model	4L11006	4L21006	4L21008	4L31008	4L31010
A	98	106	106	121.5	121.5
AB	58.8	65.8	65.8	81	81
AC	10	10	10	10	10
B	18	22	22	27	27
C	27	35	35	40	40
D	25	25	25	25	25
E	M12×0.75	M14×1.0	M14×1.0	M16×1.0	M16×1.0
K	3.3	4.3	4.3	4.3	4.3
KA	14	20	20	24	24
KB	22	22.5	22.5	28.5	28.5
KC	19	23.5	23.5	27.5	27.5
L	3.3	3.3	3.3	4.3	4.3
LA	30	38	38	50	50
LB	13	17	17	20	20
LC	14	13.5	13.5	15.5	15.5
P	1/8"	1/8"	1/4"	1/4"	3/8"
PA	16	18	21	22	24
PB	3	0	3	0	4
PC	21	23.5	22	29.5	28.5
PD	29	32.5	32.5	40.5	40.5
Q	1/8"	1/8"	1/8"	1/4"	1/4"
QA	28	36	36	45	45
QB	2	0	0	0	0
QC	15	14.5	14.5	18	18